

Campus Network Design Workshop

Network Documentation & Netdot

This document is a result of work by the Network Startup Resource Center (NSRC at <http://www.nsrc.org>). This document may be freely copied, modified, and otherwise re-used on the condition that any re-use acknowledge the NSRC as the original source.



UNIVERSITY OF OREGON




Attribution

- Based on materials from several presentations authored by:
 - Carlos Vicente
 - University of Oregon Network Services
 - Principal author of Netdot
 - Hervey Allen
 - Network Startup Resource Center
 - Dale Smith
 - University of Oregon Network Services

Documentation

- Have you ever asked, “*How do you keep track of it all?*”



Document!
Document!
Document!



UNIVERSITY OF OREGON



Documentation

- **Basics, such as documenting your switches...**
 - What is each port connected to?
 - Can be simple text file with one line for every port in a switch:
 - health-switch1, port 1, Room 29 – Director's office
 - health-switch1, port 2, Room 43 – Receptionist
 - health-switch1, port 3, Room 100 – Classroom
 - health-switch1, port 4, Room 105 – Professors Office
 -
 - health-switch1, port 25, uplink to health-backbone
 - This information might be available to your network staff, help desk staff, via a wiki, software interface, etc.
 - Remember to label your ports!



Documentation

- Maybe this process should be automatic.
- Tools to help automate network documentation are something to consider.
 - You can write local scripts (programs) to do this.
 - Consider among several automated documentation systems for networks.
 - You'll probably end up using and doing both.

Documentation: Labelling

- Nice... 😊



UNIVERSITY OF OREGON



Problems with Documentation

- In most cases:
 - Lack of clear procedures and methods
 - Dispersion
 - Lack of structure
 - Lack of correlation
 - Lack of tools... or, too many tools
 - Lack of time and human resources

Requirements for a Tool

- Open standards based
- Generic and flexible
- That uses a relational database
- Automates tasks
- Exports configurations
- Web and command-line interfaces (CLI)
- Authentication and authorization
- Reports
- Open source code
- Application programming interface (API)

{net.} NETwork Documentation Tool

- Started in 2002. Required by the University of Oregon Network Services and NERO
 - <http://www.nero.net>
- Nothing equivalent available as Open Source
- Started as something much simpler
- Centralising and correlating information is critical:
 - Topology
 - Cable plant
 - IP and Mac addresses
 - DNS, DHCP, etc.

{net.} Design Goals

- Reutilize components (don't reinvent the wheel)
 - There are Open Source packages that help to resolve many Network Management problems.
- Independent of the RDBMS using abstraction
 - <http://www.masonhq.com>
 - MySQL, Postgres, etc.
- Use of Object Relations Mapper tools (ORM)
- Minimize the number of programming languages.
 - Perl and Javascript
- Low impact graphical interface.



{net.} NETwork Documentation Tool

- Include functionality of other network documentation tools such as IPplan and Netdisco.
- Core functionality includes:
 - Discovery of network interfaces via SNMP
 - Layer 2 topology discovery and graphics using:
 - CDP/LLDP
 - Spanning Tree protocol
 - Switches forwarding tables
 - Router point-to-point subnets
 - IPv4 and IPv6 address management (IPAM)
 - Address space visualization
 - DNS and DHCP configuration management
 - IP and Mac address correlation



{net.} NETwork Documentation Tool

- Functionality cont.
 - Cable plants (sites, fibre, copper, closes, circuits)
 - Contacts (departments, providers, vendors, etc.)
 - Exports for tools like Nagios, Sysmon, RANCID, Cacti, etc.
 - For example, automate Cacti configuration
 - I.E., how to automate node creation in Cacti
 - User access-level: admin, operator, user
 - Ability to draw pretty pictures of your network.

The screenshot displays the web interface of the {net.} NETwork Documentation Tool. At the top, there is a navigation bar with tabs: Management, Contacts, Cable Plant, Advanced, Reports, Export, and Help. Below this is a secondary bar with tabs: Devices, VLANs, Address Space, DNS Records, DNS Zones, and DHCP. The main content area is titled 'Device Tasks' and includes a '[new] [hide]' link. Under 'Device Tasks', there is a section for 'Find Devices' which contains a text input field labeled 'Name/IP/MAC:' and a 'search' button. At the bottom of the interface, a footer line reads '© GPL. Netdot: NETwork DOcumentation Tool v.0.9'.

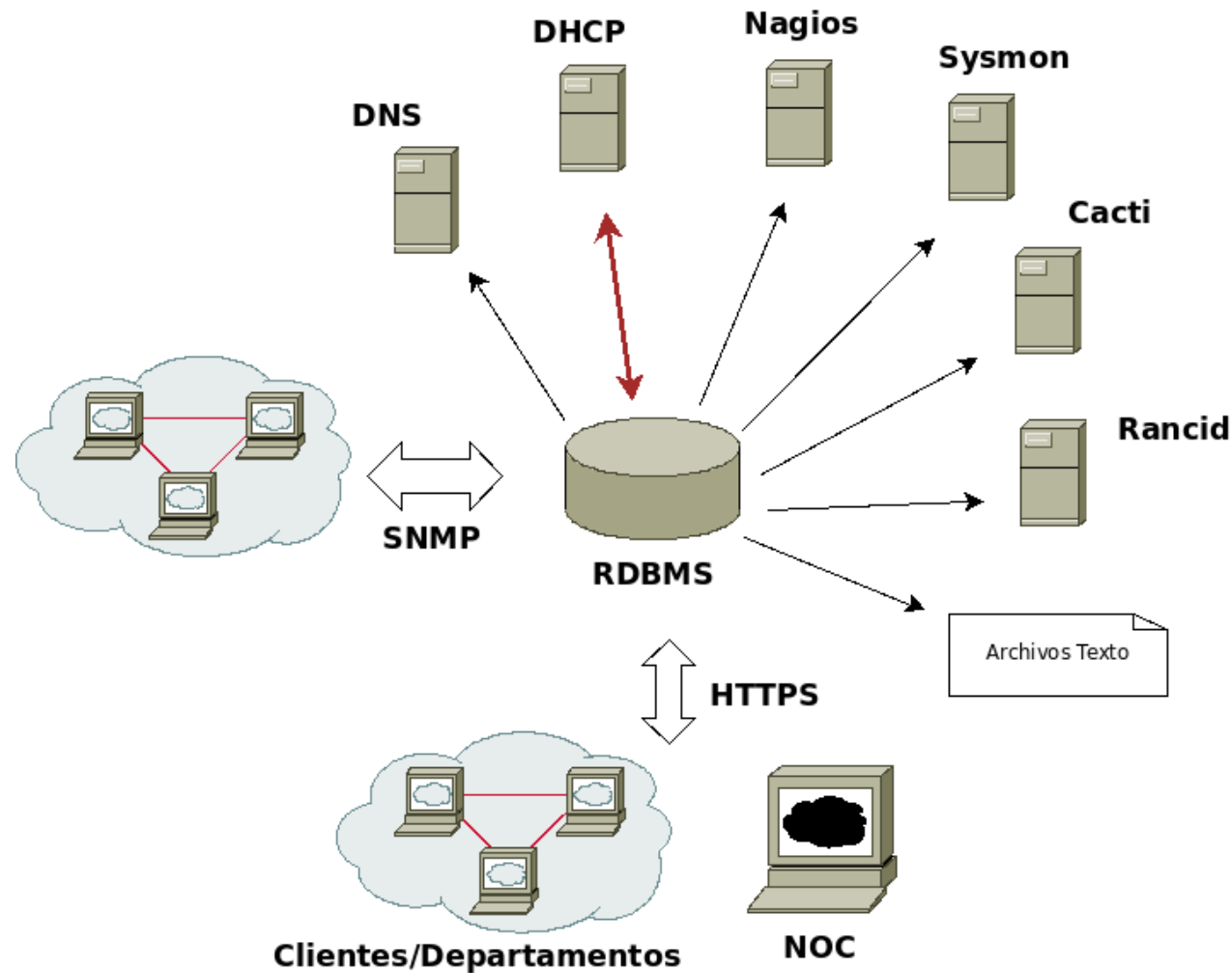


{net.} Components

SNMP::Info	http://snmp-info.sourceforge.net/
HTML::Mason	http://www.masonhq.com/
Class::DBI	http://search.cpan.org/~tmtm/Class-DBI/lib/Class/DBI.pm
Apache2::SiteControl	http://search.cpan.org/~awkay/Apache2-SiteControl-1.03/lib/Apache2/SiteControl.pm
NetAddr::IP	http://search.cpan.org/dist/NetAddr-IP/IP.pm
DBI	http://dbi.perl.org/ http://search.cpan.org/~timb/DBI/DBI.pm
MySQL	http://dev.mysql.com/doc/refman/5.1/en/



{net.} NETwork Documentation Tool



UNIVERSITY OF OREGON



Network Devices

- Can be added via SNMP (preferred) or manually
- Automatic updates via SNMP
- Manufacturer, model, software version, name and domain, dates
- Maintenance contracts, out of band access, SNMP version and community
- Interfaces, VLANs, IP addresses, BGP peers
 - ARP tables (routers), redirection tables (switches)
- Topology
- Images, comments, change history

{net.} Topology

- {net.} uses many sources of topological information:
 - CDP and LLDP protocols
 - Analyze redirection tables
 - Spanning Tree protocol
 - Point-to-point networks



Topology: Example



Netdot can dynamically draw the topology of a network or a segment of a network.



UNIVERSITY OF OREGON

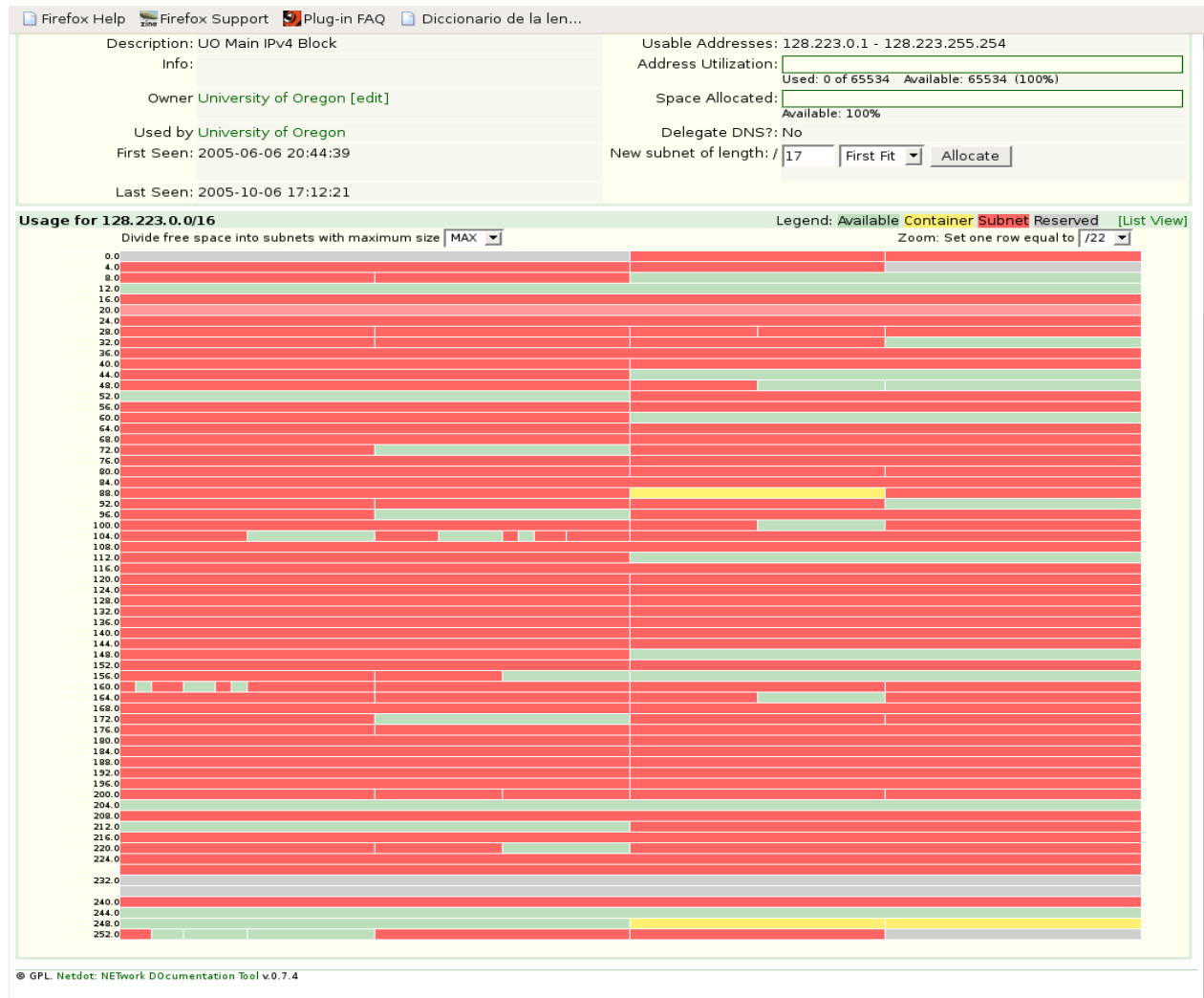


IP Space: Addresses and Blocks

- Hierarchical (drill-down) and graphical representation
- Support for IPv4 and IPv6
- Classification in:
 - Block
 - Container
 - Subnet
 - Reserved
 - Address
 - Static
 - Dynamic
 - Reserved



Visualisation of IP Address Space



UNIVERSITY OF OREGON



IP Space: Addresses and Blocks

- Subnets are discovered from router interfaces
- From ARP tables we can know:
 - Addresses in use in each subnet
 - Mapping of IP to MAC
- Information added for blocks (or subnets)
 - Group that uses the block
 - Group that administers the block
 - Percent utilization of addresses (subnet)
 - Percent utilization of sub-divisions (containers)
- Information added for addresses
 - First and and last time seen
 - interface and device
 - Services to monitor with Nagios (HTTP, DNS, SSH, DHCP, Radius, LDAP, etc.)



Cabling

- Inter-building cabling (backbone)
 - Buildings and closets where cabling starts and stops.
 - Type of fiber, length, quantity of fibers
- Fibers
 - Interconnections (splicing) and sequences
 - Measurements, tests, interfaces, circuits
 - Status

Cabling


- Intra-building cabling (interior cabling)
 - Closet where it begins
 - Level
 - Building
 - Interface (port) where it is connected
 - Outlet where it terminates (id)
 - Office number or room
 - Level
 - » Building



Cabling

- Physical data
 - Dimensions, number and types of panels, type of ventilation, number of copper pairs, number of racks, etc.
- Cabling that terminates in the closet
 - Fiber and twisted pair
- Photos

Closet Photos



UNIVERSITY OF OREGON



Entities

- Branch
- Customer
- Department
- Manufacturer
- Peer (BGP)
- Provider
- Vendor

Contacts

- Based in individuals and roles (Person & Contact)
 - Information by individual
 - Contact data
 - Locations, position, telephone, e-mail, beeper
 - Roles
 - Administrative contact, technical, etc.
 - Notification schedule and levels
 - Contact lists
 - Assigned to different resources
 - » Devices, subnets, cabling, etc.



Reports

- Devices
 - By category and by product
 - Out-of-date firmware
 - Duplex mismatches
- Most used MAC codes (Manufacturers)
- From the database
 - SQL table utilization reports

Inventory & Devices

Firefox Help Firefox Support Plug-in FAQ Diccionario de la len...

{net.} NETWORK Documentation Tool

nsdb.uoregon.edu

search: user: cvicente [logout] Tue Jun 13 14:42:04 2006

Management Operations Cable Plant Generic Reports Help

Device Inventory Custom Reports Database Reports

Device Inventory	Product	Count
Type		
Total Devices in Inventory:		1369
Access Point		319
	Aironet 1200 (IOS)	317
	Cisco 350 Series Bridge	2
Authentication Gateway		5
	UO Authentication Gateway	5
Console Server		8
	Cyclades Alterpath ACS48	3
	Cyclades TS	5
DSL Modem		34
	PairGain Campus-REX	34
Firewall		23
	ASA 5510 Adaptive Security Appliance	2
	Cisco PIX Firewall	4
	Linux Firewall	3
	Netscreen 214	1
	Netscreen 5GT-AV	1
	Netscreen 5XP	1
	Netscreen 5XT	2
	Netscreen ISG 1000	2
	Netscreen-25	4
	Netscreen-50	1
	PIX 515E Firewall Appliance	1
	Sonicwall	1
Hub		269
	Advantestack 10Base-T Hub	244
	HP 10Base-T Hub-12M	4
	HP AdvanceStack 10BT Switching Hub	21
IP Phone		6
	Avaya IP Phone 4606	1
	Avaya IP Phone 4612	1
	Avaya IP Phone 4624	4
NAS		0
PDU		2
	APC PDU	2
Packet Shaper		2
	Packeteer PacketShaper 4500	1
	Packeteer PacketShaper 8500	1
Print Server		0
Router		48
	Cisco 12008/GRP	2
	Cisco 1760	5
	Cisco 2511 (1)	1



UNIVERSITY OF OREGON



Configuration Exports

- Information contained within Netdot enables automatic generation of configurations for software packages.
 - Monitoring devices and services
 - Nagios, Sysmon
 - Monitoring configurations
 - RANCID
 - Traffic analysis
 - Cacti
 - Services
 - DNS (Bind)
 - DHCP



Exporting Configuration

- **Recommendation:**
 - Netdot updates Subversion or CVS
 - Puppet (replaces Cfengine) distributes configurations, restarts services, etc.

IP Plan

- From the IPplan web page:

“IPplan is a free (GPL), web based, multilingual, TCP IP address management (IPAM) software and tracking tool written in php 4, simplifying the administration of your IP address space. IPplan goes beyond TCPIP address management including DNS administration, configuration file management, circuit management (customizable via templates) and storing of hardware information (customizable via templates).”

- Lots of screenshots:

– <http://iptrack.sourceforge.net/doku.php?id=screenshots>



UNIVERSITY OF OREGON



NetDisco

- Launched 2003
 - v1.33 released June 2015
- Some popular uses of Netdisco:
 - **Locate** a machine on the network by MAC or IP and show the switch port it lives at.
 - **Turn Off** a switch port while leaving an audit trail. Admins log why a port was shut down.
 - **Inventory** your network hardware by model, vendor, switch-card, firmware and operating system.
 - **Report** IP address & switch port usage: historical & current.
 - **Pretty pictures** of your network.



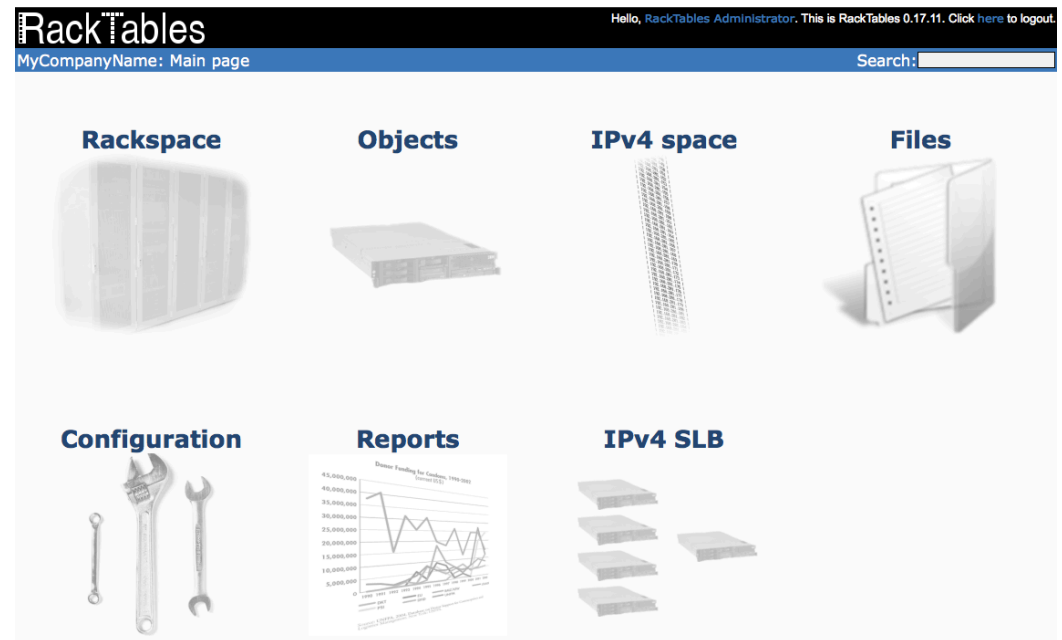
RackTables

- Web site: <http://racktables.org/>

“Racktables is a nifty and robust solution for datacenter and server room asset management. It helps document hardware assets, network addresses, space in racks, networks configuration and much much more!”

There is a demo system:

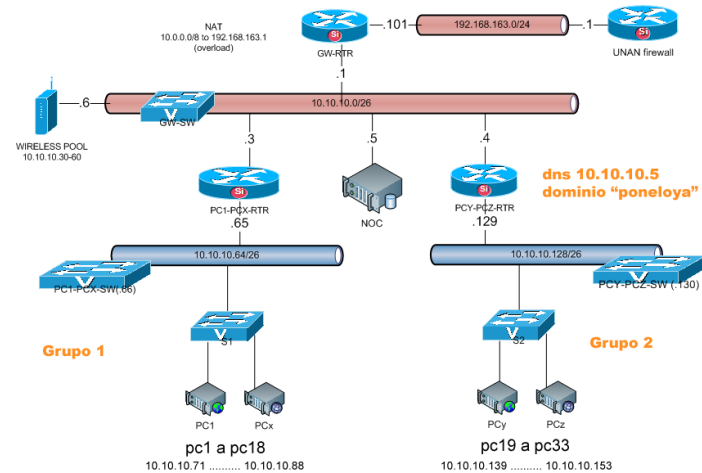
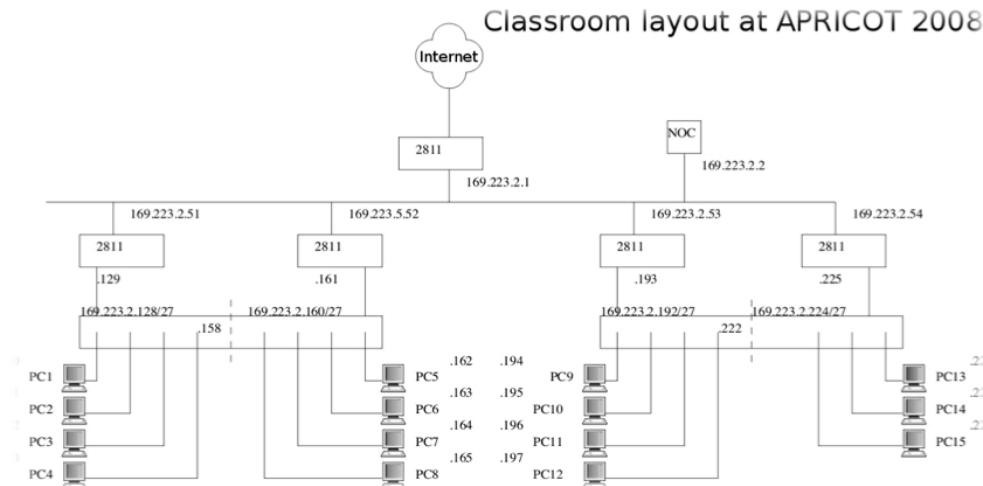
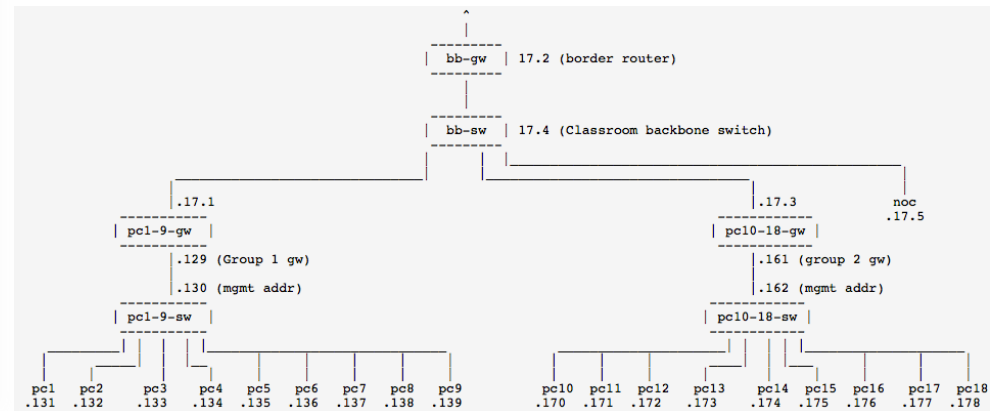
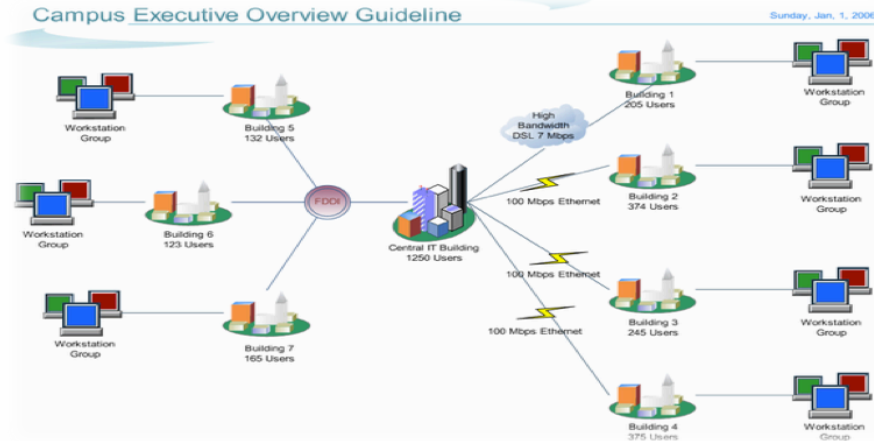
<http://racktables.org/demo.php>



UNIVERSITY OF OREGON



Documentation: Diagrams



UNIVERSITY OF OREGON



Diagram Drawing Software

- **Windows**

- Visio:

- <https://products.office.com/en-us/Visio/flowchart-software>

- Ezdraw: <http://www.edrawsoft.com/>

- **Mac**

- Omnigraffle: <https://www.omnigroup.com/omnigraffle>

- **Open Source**

- LibreOffice Draw

- Pencil: <http://pencil.evolus.vn/>

- Dia: <http://live.gnome.org/Dia>

- ASCII: <http://www.ascii-art.org/>



UNIVERSITY OF OREGON



Diagram Drawing Software

- Web based
 - Google Docs drawings
 - Gliffy: <https://www.gliffy.com/>
 - Be aware there is a charge for storage or team sharing features
- Icons
 - Cisco icons:
 - <http://www.cisco.com/web/about/ac50/ac47/2.html>
 - For LibreOffice:
 - <http://www.vrt.com.au/downloads/vrt-network-equipment>
 - Nagios Exchange: <http://www.nagiosexchange.org/>



{net.} Demo

- We will now give a short demonstration of a running copy of Netdot
- Netdot can be found at:
 - <http://netdot.uoregon.edu/>

Questions?

This document is a result of work by the Network Startup Resource Center (NSRC at <http://www.nsrc.org>). This document may be freely copied, modified, and otherwise re-used on the condition that any re-use acknowledge the NSRC as the original source.



UNIVERSITY OF OREGON

