

Network Management and Monitoring

Introduction to Netflow



These materials are licensed under the Creative Commons *Attribution-Noncommercial 3.0 Unported* license (<http://creativecommons.org/licenses/by-nc/3.0/>)

Agenda

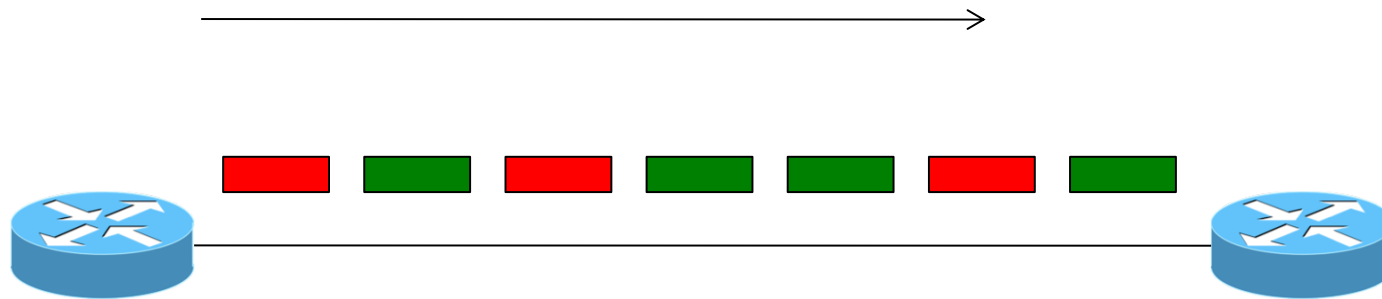
1. Netflow
 - What it is and how it works
 - Uses and applications
2. Generating and exporting flow records
3. Nfdump and Nfsen
 - Architecture
 - Usage
4. Lab

What is a Network Flow

- A set of related packets
- Packets that belong to the same transport connection. e.g.
 - TCP, same src IP, src port, dst IP, dst port
 - UDP, same src IP, src port, dst IP, dst port
 - Usually flows are considered “Unidirectional”
 - i.e. $A \rightarrow B$ and $B \rightarrow A$ are two different flows
 - Some tools consider flows as “Bidirectional”
 - i.e. $A \rightarrow B$ and $B \rightarrow A$ as part of the same flow

[http://en.wikipedia.org/wiki/Traffic_flow_\(computer_networking\)](http://en.wikipedia.org/wiki/Traffic_flow_(computer_networking))

Simple flows



 = Packet belonging to flow X

 = Packet belonging to flow Y

Cisco IOS Definition of a Flow

Unidirectional sequence of packets sharing:

- Source IP address
- Destination IP address
- Source port for UDP or TCP, 0 for other protocols
- Destination port for UDP or TCP, type and code for ICMP, or 0 for other protocols
- IP protocol
- Ingress interface (SNMP ifIndex)
- IP Type of Service

IOS: which of these six packets are in the same (bidirectional) flows?

	<i>Src IP</i>	<i>Dst IP</i>	<i>Protocol</i>	<i>Src Port</i>	<i>Dst Port</i>
A	1.2.3.4	5.6.7.8	6 (TCP)	4001	22
B	5.6.7.8	1.2.3.4	6 (TCP)	22	4001
C	1.2.3.4	5.6.7.8	6 (TCP)	4002	80
D	1.2.3.4	5.6.7.8	6 (TCP)	4001	80
E	1.2.3.4	8.8.8.8	17 (UDP)	65432	53
F	8.8.8.8	1.2.3.4	17 (UDP)	53	65432

IOS: which of these six packets are in the same (bidirectional) flows?

	<i>Src IP</i>	<i>Dst IP</i>	<i>Protocol</i>	<i>Src Port</i>	<i>Dst Port</i>
A	1.2.3.4	5.6.7.8	6 (TCP)	4001	22
B	5.6.7.8	1.2.3.4	6 (TCP)	22	4001
C	1.2.3.4	5.6.7.8	6 (TCP)	4002	80
D	1.2.3.4	5.6.7.8	6 (TCP)	4001	80
E	1.2.3.4	8.8.8.8	17 (UDP)	65432	53
F	8.8.8.8	1.2.3.4	17 (UDP)	53	65432

What about packets “C” and “D”?

Flow Accounting

- A summary of all the packets seen in a flow (so far):
 - Flow identification: protocol, src/dst IP/port...
 - Packet count
 - Byte count
 - Start and end times
 - Maybe additional info, e.g. AS numbers, netmasks
- Records traffic volume and type but not *content*

Uses and Applications

You can answer questions like:

- Which user / department has been uploading / downloading the most?
- Which are the most commonly-used protocols on my network?
- Which devices are sending the most SMTP traffic, and to where?
- Identification of anomalies and attacks
- More fine-grained visualisation (graphing) than can be done at the interface level

Working with flows

1. Configure device (e.g. router) to generate flow accounting records
2. Export the flows from the device (router) to a collector (PC)
 - Configure protocol version and destination
3. Receive the flows, write them to disk
4. Analyse the flows

Many tools available, both free and commercial

Where to generate flow records

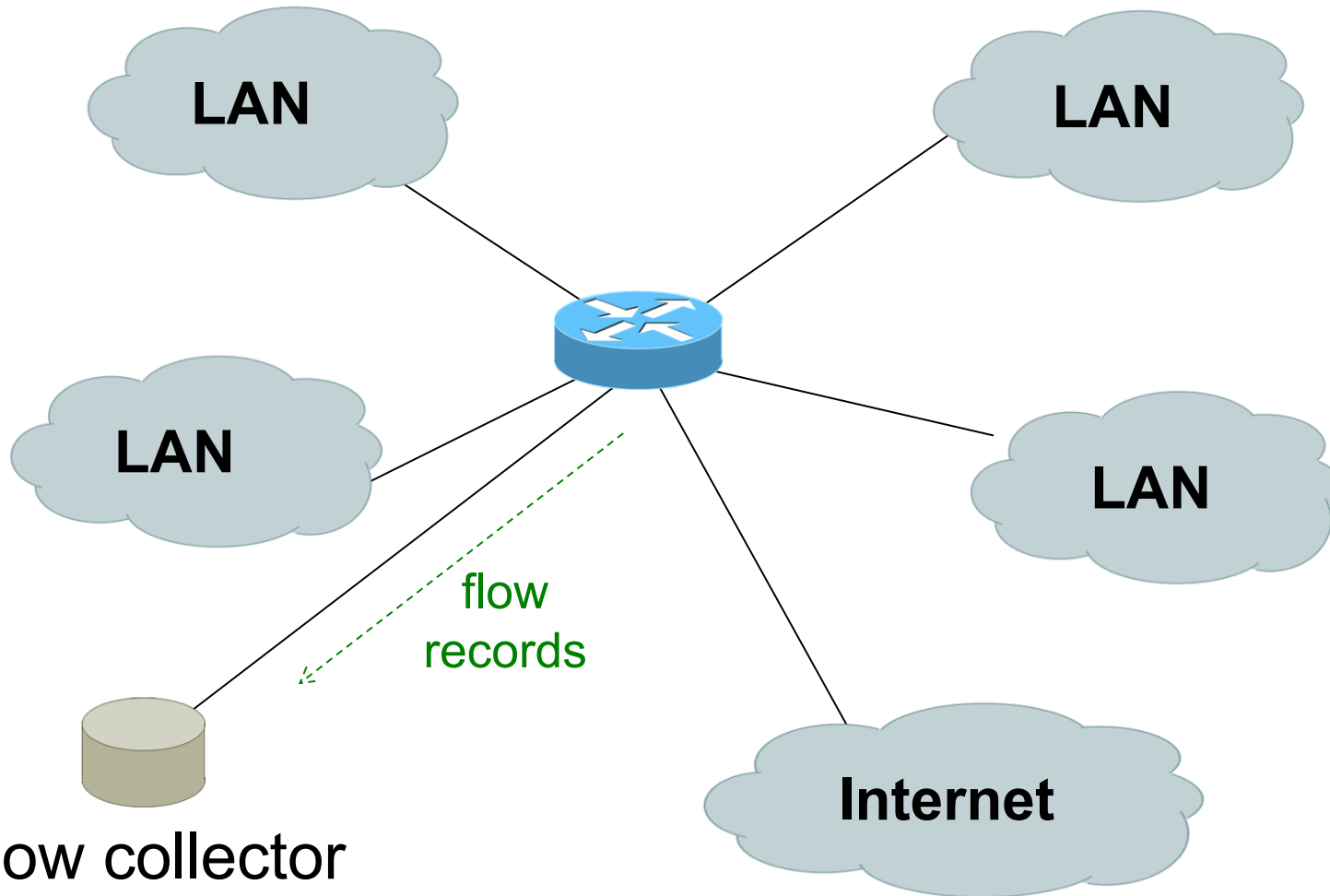
1. On a network device
 - If the device supports it
 - No additional hardware required
 - Might have some impact on performance
2. Passive collector (usually a Unix host)
 - Receives a copy of every packet and generates flows
 - Requires a mirror port
 - Resource intensive

A thought:

Your network probably already has a device which is keeping track of IP addresses and port numbers of traffic flowing through it.

What is it?

Flow Collection

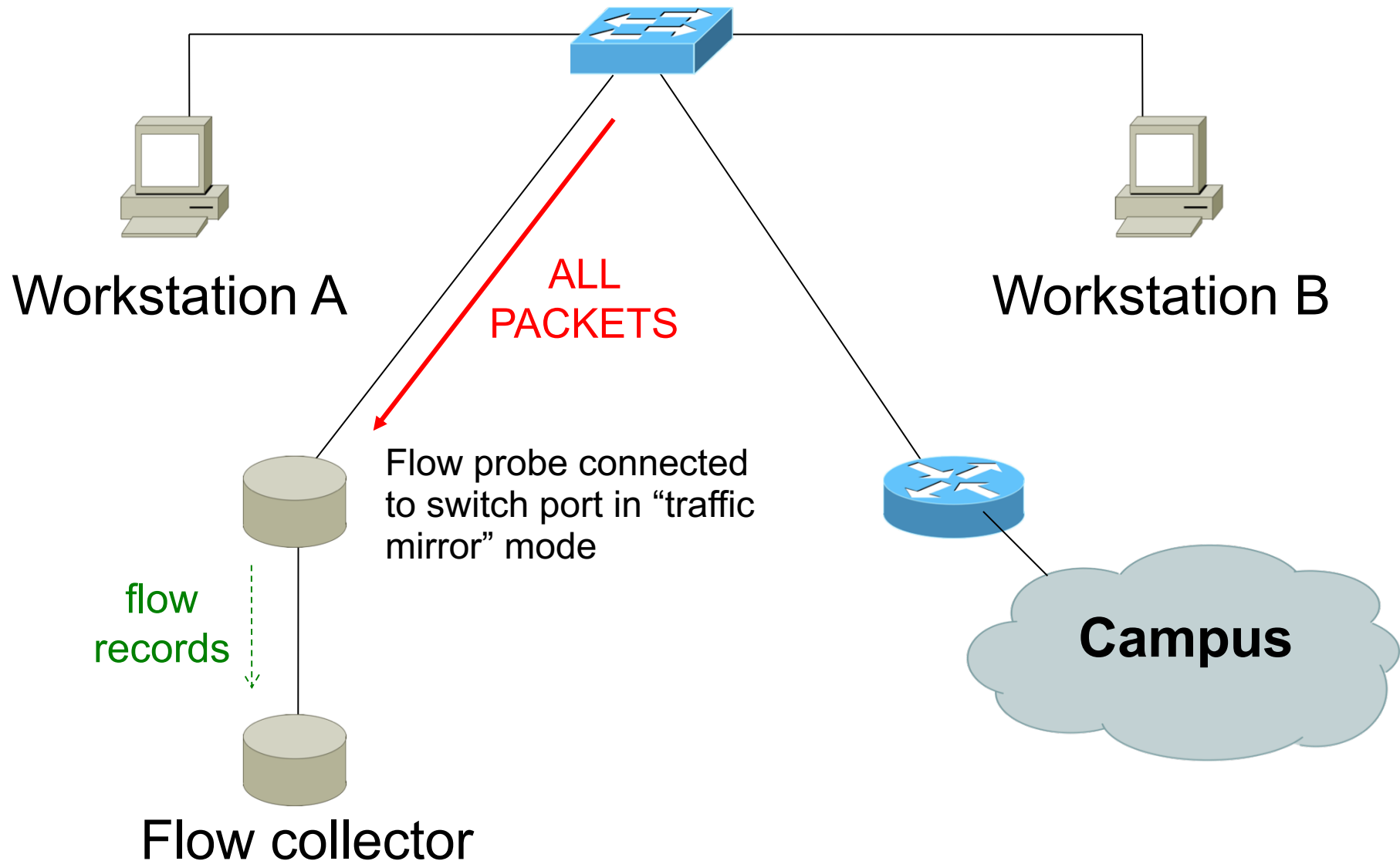


Flow collector
stores exported flows from router.

Flow Collection

- All flows through router can be observed
- Router overhead to process & export flows
- Can select which interfaces Netflow collection is needed on and not activate it on others
- If router on each LAN, Netflow can be activated on them to reduce load on core router

Passive Monitor Collection



Passive Collector

- Examples
 - softflowd (Linux/BSD)
 - pfflowd (BSD)
 - ng_netflow (BSD)
- Collector sees all traffic through the network point it is connected on and generates flows
- Relieves router from processing traffic, creating flows and exporting them

Passive Collector

- Useful on links:
 - with only one entry into the network
 - where only flows from one section of the network are needed
- Can be deployed in conjunction with an IDS

Flow Export Protocols

- Cisco **Netflow**, different versions
 - v5: widely deployed
 - v9: newer, extensible, includes IPv6 support
- IP Flow Information Export (**IPFIX**):
 - IETF standard, based on Netflow v9
- **sFlow**: Sampling-based, commonly found on switches
- **jFlow**: Juniper
- We use Netflow, but many tools support multiple protocols

Cisco Netflow

- Unidirectional flows
- IPv4 unicast and multicast
 - (IPv6 in Netflow v9)
- Flows exported via UDP
 - Choose a port. No particular standard, although 2055 and 9996 are commonly used
- Supported on IOS, ASA and CatOS platforms
 - but with different implementations

Cisco IOS Configuration

- Configured on each interface
 - Inbound and outbound
 - Older IOS only allows input
- Define the version
- Define the IP address and port of the collector (where to send the flows)
- Optionally enable aggregation tables
- Optionally configure flow timeout and main (v5) flow table size
- Optionally configure sample rate

Configuring Netflow: the old way

- Enable CEF

```
ip cef
```

```
ipv6 cef
```

- Enable flow on each interface

```
ip route cache flow (pre IOS 12.4)
```

OR

```
ip flow ingress(IOS 12.4 onwards)
```

```
ip flow egress
```

- Exporting Flows to a collector

```
ip flow-export version [5|9] [origin-as|peer-as]
```

```
ip flow-export destination <x.x.x.x> <udp-port>
```

“Flexible Netflow”: the new way

- Only way to monitor IPv6 flows on modern IOS
- Start using it now – IPv6 is coming / here
- Many mind-boggling options available, but basic configuration is straightforward

Flexible Netflow Configuration

Define one or more exporters

```
flow exporter EXPORTER-1  
  destination 100.68.1.130  
  transport udp 9996  
  source Loopback0  
  template data timeout 300
```

Flexible Netflow Configuration

Define one or more flow monitors

```
flow monitor FLOW-MONITOR-V4  
  exporter EXPORTER-1  
  cache timeout active 300  
  record netflow ipv4 original-input
```

```
flow monitor FLOW-MONITOR-V6  
  exporter EXPORTER-1  
  cache timeout active 300  
  record netflow ipv6 original-input
```


Flexible Netflow Configuration

Apply flow monitors to active interface

```
interface GigabitEthernet0/0/0
  ip flow monitor FLOW-MONITOR-V4 input
  ip flow monitor FLOW-MONITOR-V4 output
  ipv6 flow monitor FLOW-MONITOR-V6 input
  ipv6 flow monitor FLOW-MONITOR-V6 output
```

“Top-talkers”

- You can summarize flows directly on the router, e.g.

```
show flow monitor FLOW-MONITOR-V4 cache aggregate ipv4 source  
address ipv4 destination address sort counter bytes top 20
```

- Yes, that's one long command!
- Old command not available for Flexible Netflow

```
show ip flow top-talkers
```

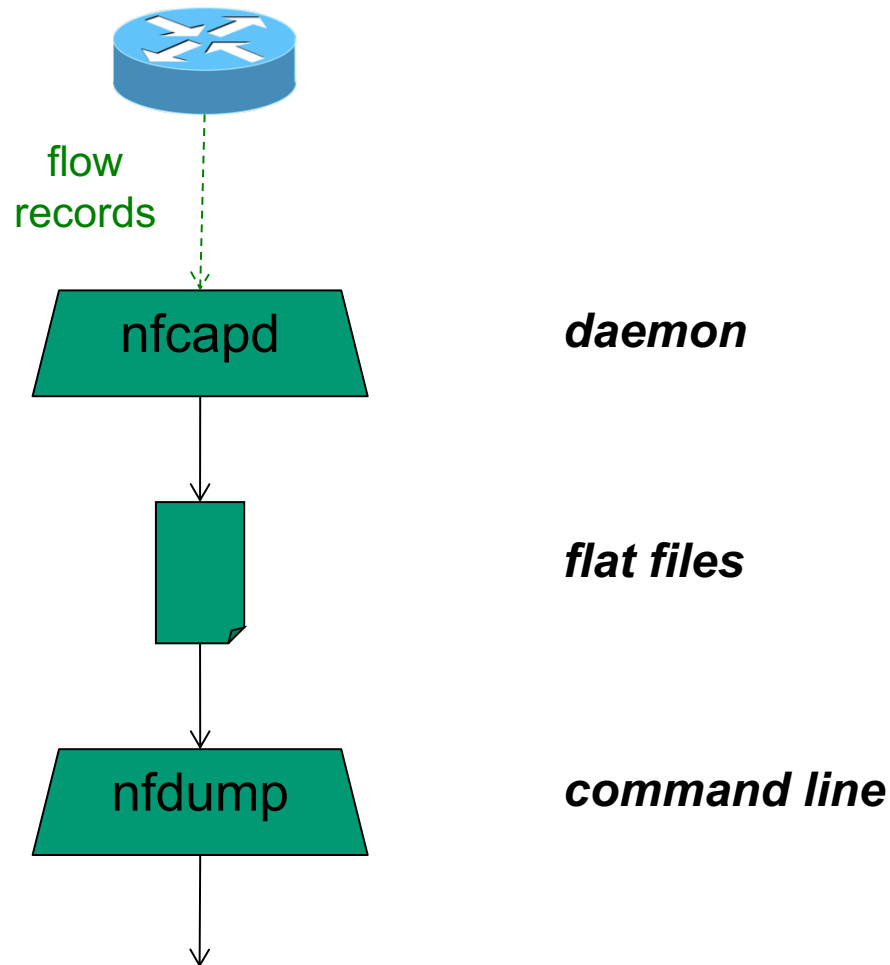
–Make an Alias:

```
conf t  
alias exec top-talkers show flow..
```

Looking at collected flow data: nfdump

- Free and open source – Runs on collector
- *nfcapd* listens for incoming flow records and writes them to disk (flat files)
 - typically starts a new file every 5 minutes
- *nfdump* reads the files and turns them into human-readable output
- *nfdump* has command-line options to filter and aggregate the flows

nfcapd / nfdump architecture



Date flow start	Duration	Proto	Src IP Addr:Port		Dst IP Addr:Port	Packets	Bytes	Flows
2013-04-18 13:35:23.353	1482.000	UDP	10.10.0.119:55555	->	190.83.150.177:54597	8683	445259	1
2013-04-18 13:35:23.353	1482.000	UDP	190.83.150.177:54597	->	10.10.0.119:55555	8012	11.1 M	1
2013-04-18 13:48:21.353	704.000	TCP	196.38.180.96:6112	->	10.10.0.119:62099	83	20326	1
2013-04-18 13:48:21.353	704.000	TCP	10.10.0.119:62099	->	196.38.180.96:6112	105	5085	1

Questions?

References – Tools

- **nfdump and nfsen:**
<http://nfdump.sourceforge.net/>
<http://nfsen.sourceforge.net/>
<http://nfsen-plugins.sourceforge.net/>
- **pmacct and pmgraph:**
<http://www.pmacct.net/>
<http://www.aplivate.org/pmgraph/>
- **flow-tools:**
<http://www.splintered.net/sw/flow-tools>

References – Further Info

- Wikipedia:
- <http://en.wikipedia.org/wiki/Netflow>
- IETF standards effort:
- <http://www.ietf.org/html.charters/ipfix-charter.html>
- Abilene NetFlow page
- <http://abilene-netflow.itec.oar.net/>
- Cisco Centric Open Source Community
- <http://cosi-nms.sourceforge.net/related.html>
- Cisco NetFlow Collector User Guide
- http://www.cisco.com/en/US/docs/net_mgmt/netflow_collection_engine/6.0/tier_one/user/guide/user.html

The End

(Additional reference materials follow)

Filter Examples

<code>any</code>	<i>all traffic</i>
<code>proto tcp</code>	<i>only TCP traffic</i>
<code>dst host 1.2.3.4</code>	<i>only traffic to 1.2.3.4</i>
<code>dst net 10.10.1.0/24</code>	<i>only traffic to that range</i>
<code>not dst net 10.10.1.0/24</code>	<i>only traffic not to that range</i>
<code>proto tcp and src port 80</code>	<i>only TCP with source port 80</i>
<code>dst net 10.10.1.0/24 or dst net 10.10.2.0/24</code>	<i>only traffic to those nets</i>
<code>dst net 10.10.1.0/24 and proto tcp and src port 80</code>	<i>only HTTP response traffic to that net</i>
<code>(dst net 10.10.1.0/24 or dst net 10.10.2.0/24)</code>	<i>and proto tcp and src port 80</i>

...more complex combinations possible

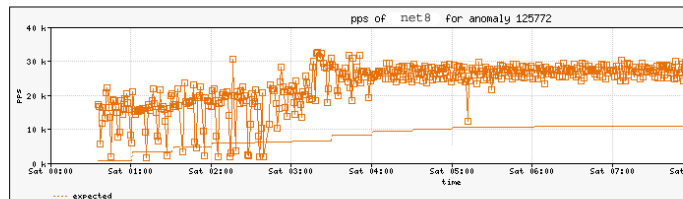
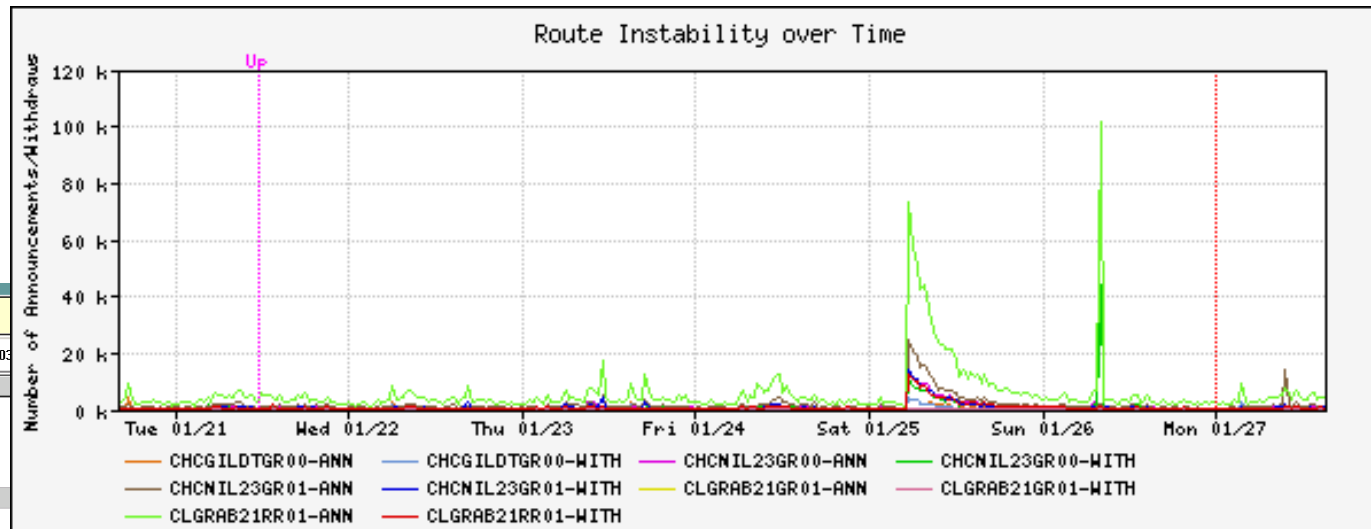
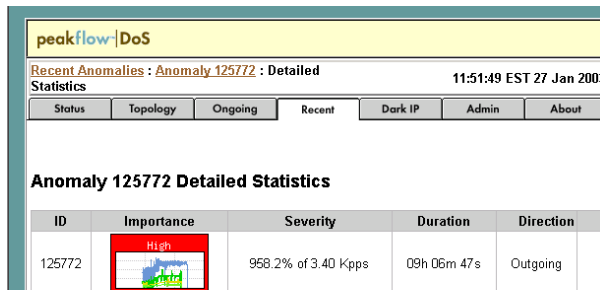
Flows and Applications

More Examples

Uses for Netflow

- Problem identification / solving
 - Traffic classification
 - DoS Traceback (some slides by Danny McPherson)
- Traffic Analysis and Engineering
 - Inter-AS traffic analysis
 - Reporting on application proxies
- Accounting (or billing)
 - Cross verification from other sources
 - Can cross-check with SNMP data

Detect Anomalous Events: SQL 'Slammer' Worm*



Affected Network Elements

Router net8 1.2.3.4

	Triggering	Expected	Difference	Max
Bitrate	71.69 Mbps	2.34 Mbps	69.35 Mbps	105.26 Mbps
Packet Rate	22.20 Kpps	712 pps	21.49 Kpps	32.58 Kpps

Summary | Source Addresses | Destination Addresses | Source Ports | Destination Ports | Protocols | Output Interfaces | Input Interfaces | Generate Filter

Summary of all Data Snapshots Collected:

	Bytes	Packets	Bytes/Pkt	bps
	308.01 GB	762,849,500	404 B	76.05 Mbps

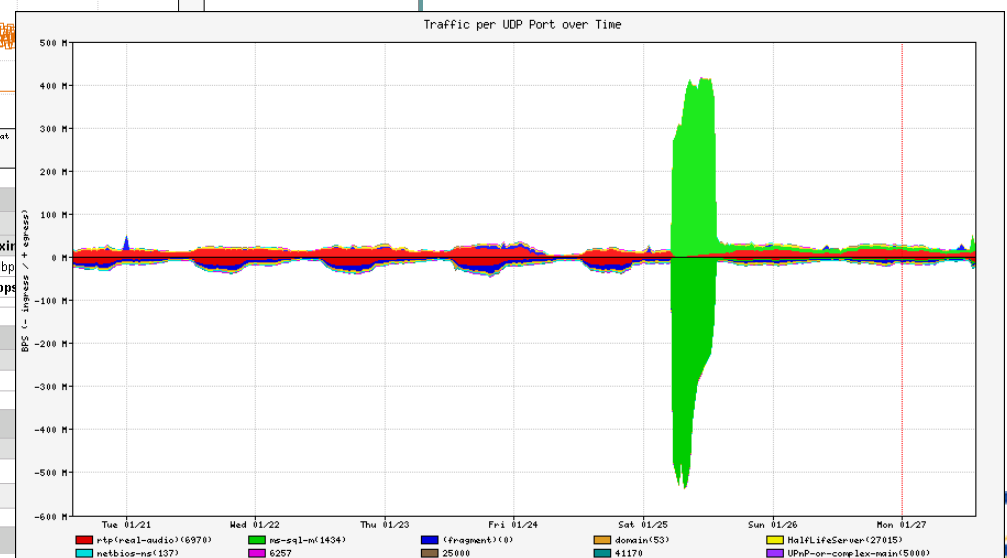
Summary | Source Addresses | Destination Addresses | Source Ports | Destination Ports | Protocols | Output Interfaces | Input Interfaces | Generate Filter

Source Addresses

Network / Mask	Bytes	Packets	Bytes/Pkt	bps
192.168.20.217/32	168.22 GB	416,436,800	404 B	41.54 Mbps
192.168.18.187/32	139.53 GB	345,372,800	404 B	34.45 Mbps

Summary | Source Addresses | Destination Addresses | Source Ports | Destination Ports | Protocols | Output Interfaces | Input Interfaces | Generate Filter

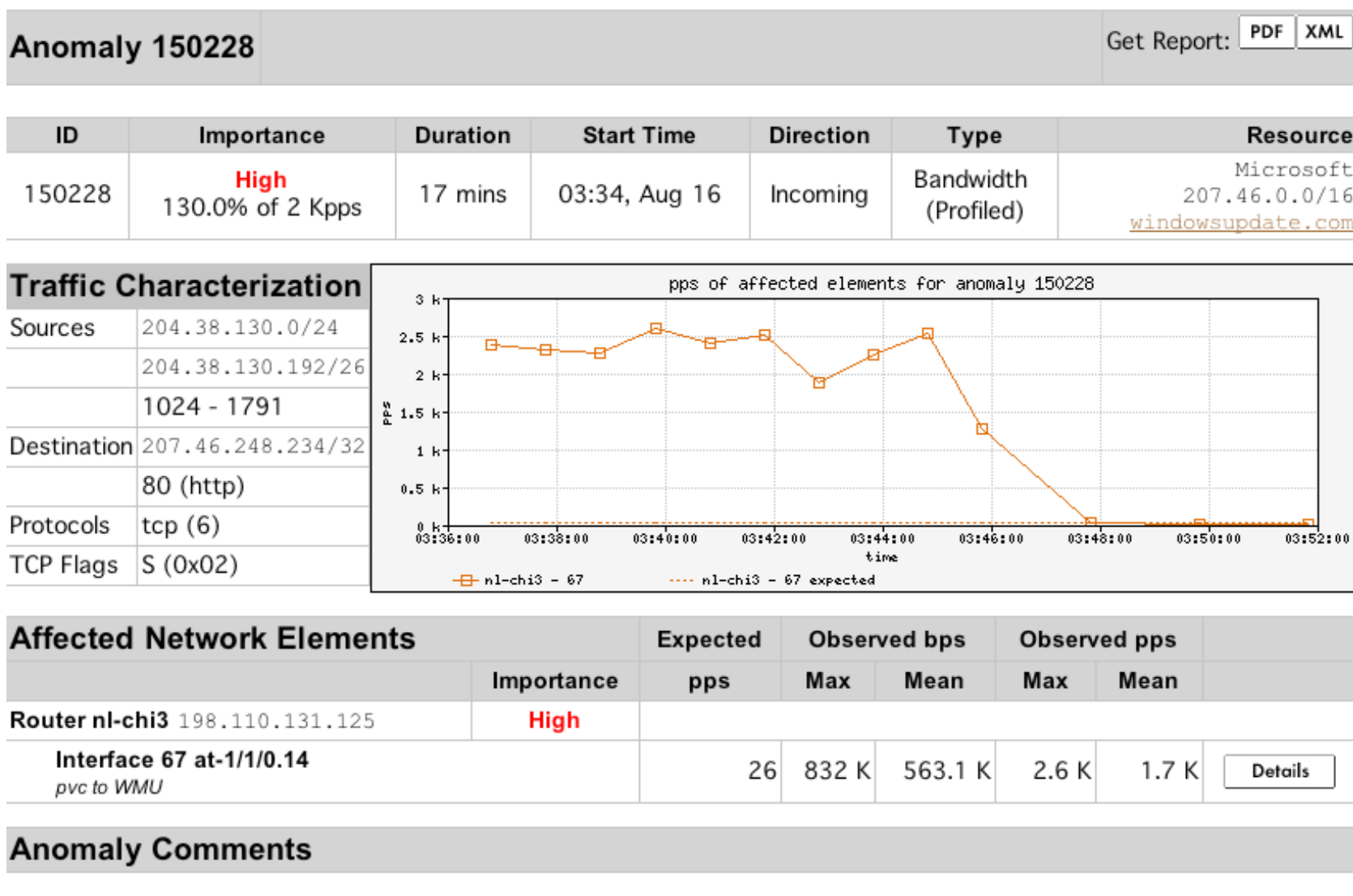
Destination Addresses



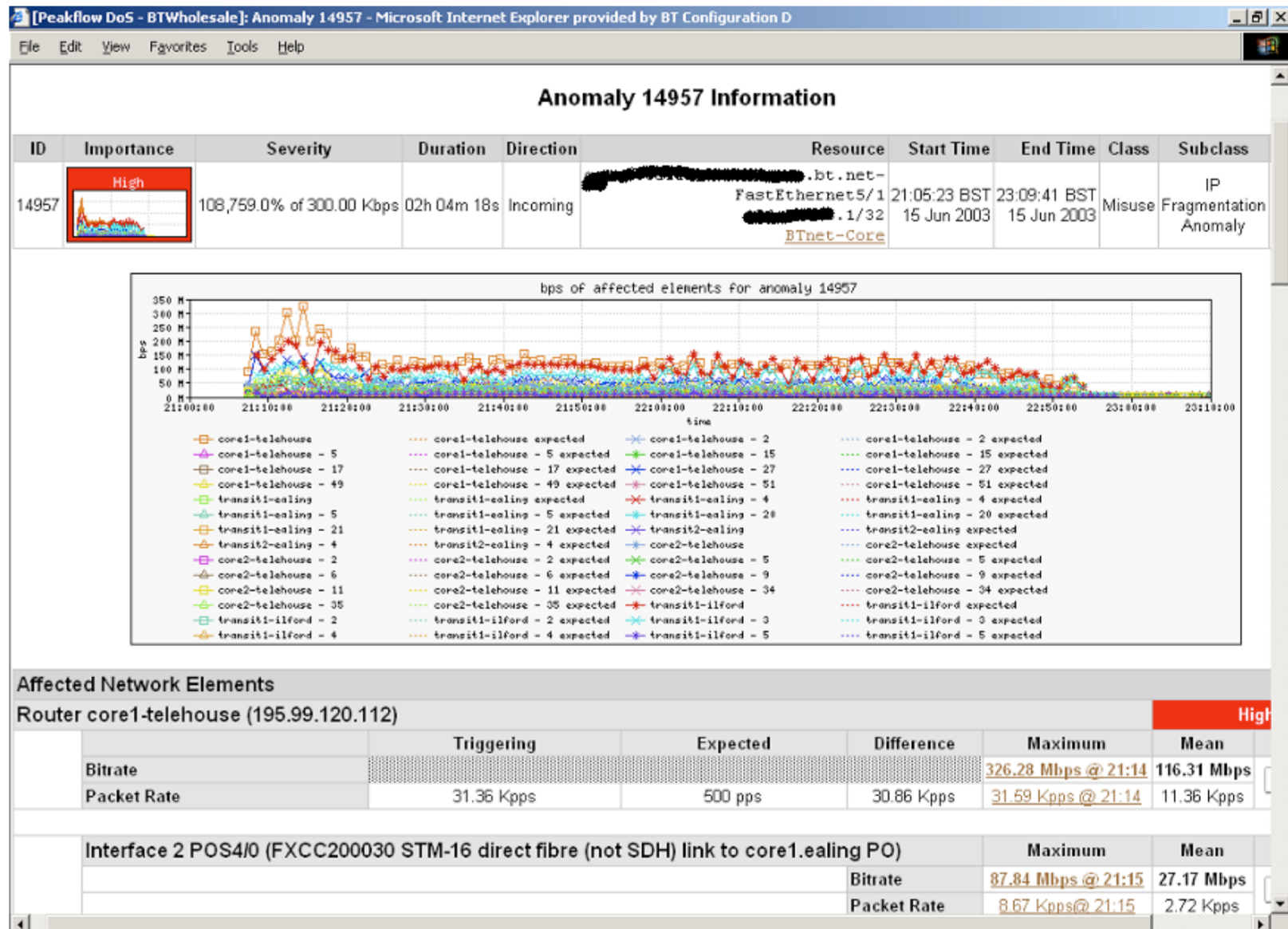
Flow-based Detection (cont)*

- Once baselines are built anomalous activity can be
- detected
 - Pure rate-based (pps or bps) anomalies may be legitimate or malicious
 - Many misuse attacks can be immediately recognized, even without baselines (e.g., TCP SYN or RST floods)
 - Signatures can also be defined to identify “interesting” transactional data (e.g., proto udp and port 1434 and 404 octets(376 payload) == slammer!)
 - Temporal compound signatures can be defined to detect with higher precision

Flow-based Commercial Tools...*

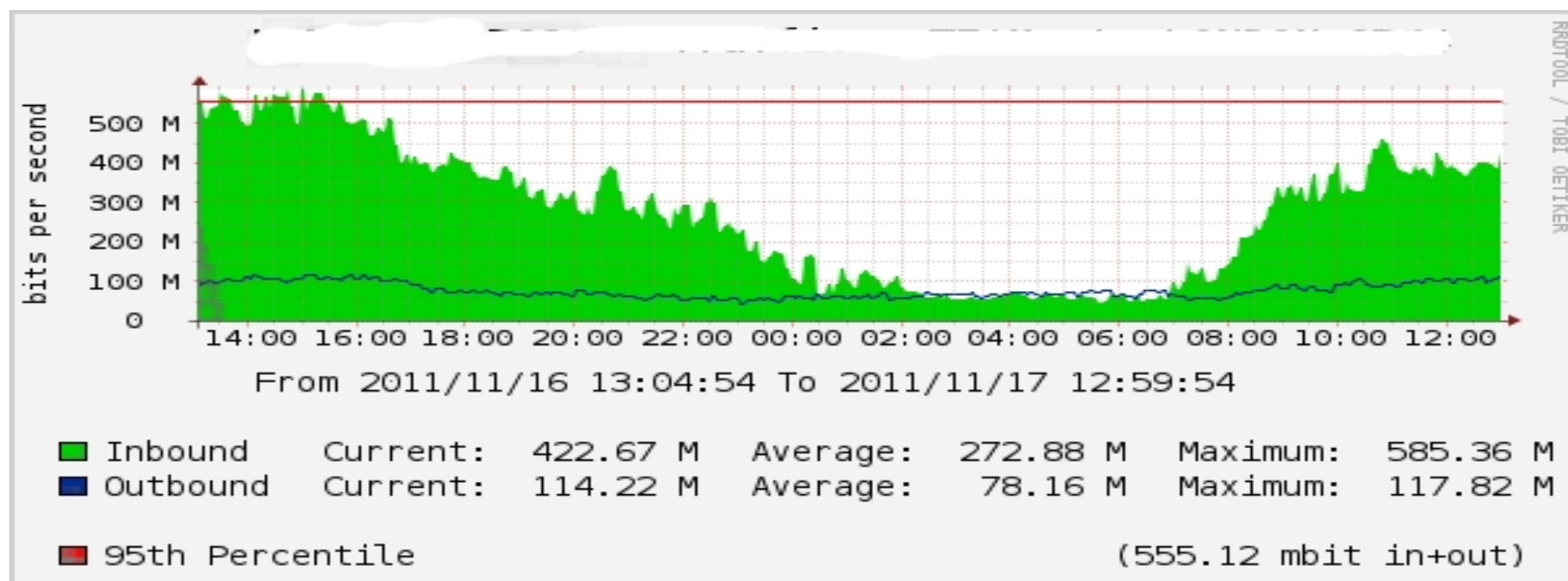
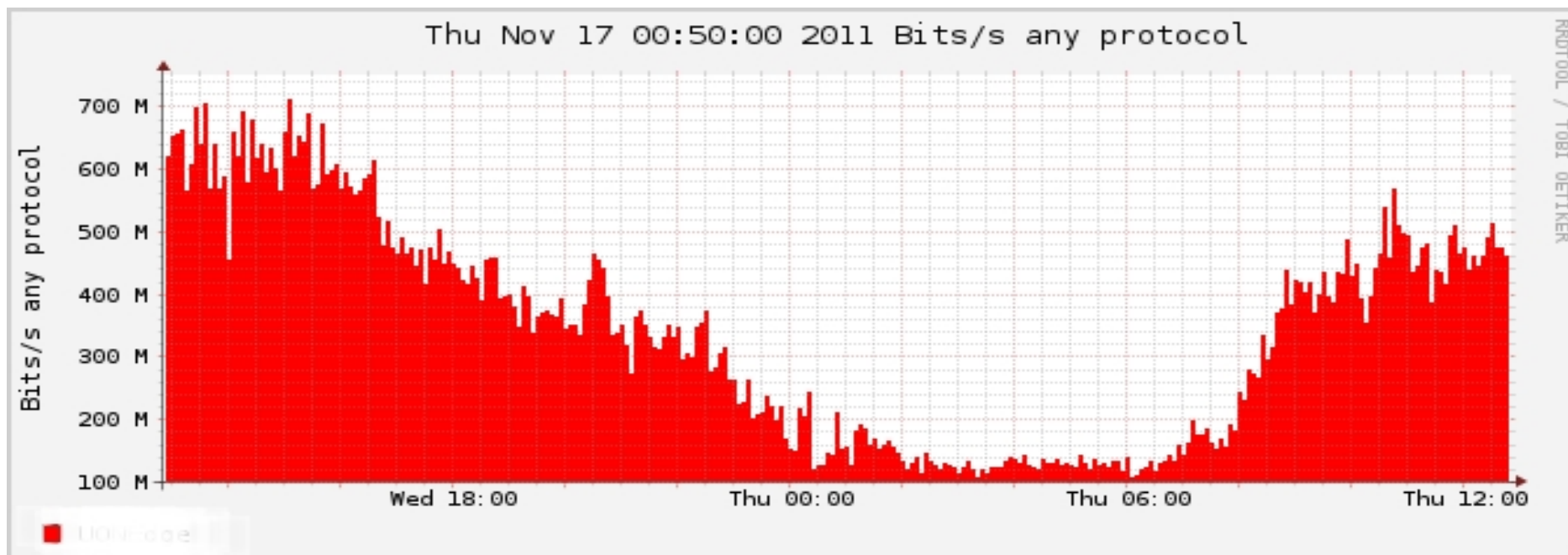


Commercial Detection: A Large Scale DOS Attack



Accounting

- Flow based accounting can be a good supplement to SNMP based accounting.



Cisco Netflow Versions

Netflow v1

- Key fields: Source/Destination IP, Source/Destination Port, IP Protocol, ToS, Input interface.
- Accounting: Packets, Octets, Start/End time, Output interface
- Other: Bitwise OR of TCP flags.
- Does not have sequence numbers – no way to detect lost flows
- Obsolete

Netflow v2 to v4

- Cisco internal
- Were never released

Netflow v5

- Key fields: Source/Destination IP, Source/Destination Port, IP Protocol, ToS, Input interface.
- Accounting: Packets, Octets, Start/End time, Output interface.
- Other: Bitwise OR of TCP flags, Source/Destination AS and IP Mask.
- Packet format adds sequence numbers for detecting lost exports.
- IPv4 only

Netflow v6 & v7

- Used exclusively on the Cisco Catalyst line of ethernet switches
- Requires the Netflow Feature Card, a specialist forwarding engine for the Catalyst Switches
- Not compatible or comparable with Netflow on Cisco routers

Netflow v8

- Aggregated v5 flows.
- Not all flow types available on all equipment
- Much less data to post process, but loses fine granularity of v5 – no IP addresses.

Netflow v9

- IPv6 support
- 32-bit ASN support
- Additional fields like MPLS labels
- Builds on earlier versions
- Periodically sends "template" packet, all flow data fields reference the template